

Mitjet 2L & SuperTourisme SPA RACING FESTIVAL

Race 2 ((18'))

Final Classification

Drivers	Team	Vehicle	Class	Laps	Total Time	Gap	Kph	Best Lap	
								Lap	Time Kph
1 92 Ronald BASSO	VIP CHALLENGE		ST	7	20:45.905	-	141.7	2	2:57.065 142.4
2 23 Laurent RICHARD	MV2S		ST	7	20:48.199	+2.294	141.4	6	2:57.014 142.4
3 174 Romain CARTON/Christian BLUGEON	GPC		ST	7	20:53.242	+7.337	140.8	7	2:57.677 141.9
4 46 Clement BERLIE	VIP CHALLENGE		ST	7	20:55.751	+9.846	140.6	7	2:58.279 141.4
5 12 Alexandre GUESDON	GENERATION STUNT		ST	7	20:57.531	+11.626	140.4	7	2:57.834 141.8
6 70 Nicolas FERRER	EXIGENCE RACING		ST	7	21:02.580	+16.675	139.8	3	2:59.128 140.8
7 33 Elie DUBELLY	NO LIMIT		ST	7	21:28.256	+42.351	137.0	7	3:01.543 138.9
8 71 Frederic PIGASSOU	GENERATION STUNT		ST	7	21:29.103	+43.198	136.9	7	3:01.363 139.0
9 14 Alex MARCHOIS/Franck MARCHOIS	MV2S/FAL RACING		ST	7	21:43.546	+57.641	135.4	6	3:04.170 136.9
10 74 Victor BLUGEON	GPC		2L	7	21:52.870	+1:06.965	134.4	6	3:05.588 135.9
11 6 Guillaume BRUOT	GLF RACING		2L	7	22:07.668	+1:21.763	132.9	5	3:07.007 134.8
12 81 Fabien LAVERGNE/David BOUET	MV2S		2L	7	22:13.191	+1:27.286	132.4	6	3:06.982 134.8
13 117 Nerses ISAAKYAN	ARCTIC ENERGY TEAM		2L	7	22:13.431	+1:27.526	132.4	6	3:06.636 135.1
14 76 Ludovic REVOL	GTJ by GO FAST		2L	7	22:20.233	+1:34.328	131.7	6	3:08.739 133.6
15 18 Thierry MALHOMME	NAUTIC SPORT		ST	7	22:27.677	+1:41.772	131.0	7	3:05.065 136.2
16 25 Bruno CHAUDET	TM EVOLUTION		2L	7	22:32.210	+1:46.305	130.5	6	3:10.459 132.4
17 17 Povilas JANKAVICIUS/Sergei EGOROV	ARCTIC ENERGY TEAM		2L	7	22:42.296	+1:56.391	129.6	7	3:11.314 131.8
18 83 Regis FICHAN	GLF RACING		2L	7	22:44.735	+1:58.830	129.3	6	3:11.943 131.4
19 111 Mickail MAKAROVSKIY	ARCTIC ENERGY TEAM		2L	7	22:50.845	+2:04.940	128.8	6	3:11.864 131.4
20 30 Pascal MOIRET	BEST DRIVE EVENTS		2L	7	22:57.638	+2:11.733	128.1	6	3:13.801 130.1
21 84 Frederic DE BRABANT	GLF RACING		2L	7	23:05.198	+2:19.293	127.4	7	3:11.446 131.7
22 5 Patrick DELEFLIE/Emmanuel CRIGENT	LIBERTY CAR by GO FAST		2L	7	23:20.886	+2:34.981	126.0	7	3:17.645 127.6
23 10 Vladimir STRELCHENKO	ARCTIC ENERGY TEAM		2L	7	23:30.958	+2:45.053	125.1	7	3:14.499 129.6
24 666 Stephane LOUARD	MV2S		2L	7	23:34.193	+2:48.288	124.8	6	3:15.621 128.9
25 57 Etienne CATTEAU	NAUTIC		2L	7	23:35.926	+2:50.021	124.7	7	3:17.374 127.7
26 177 Igor MURAVLEV	ARCTIC ENERGY TEAM		2L	7	23:48.729	+3:02.824	123.5	7	3:20.072 126.0
27 9 Yvan DUPUIS	MV2S		2L	7	23:50.489	+3:04.584	123.4	6	3:20.067 126.0
28 7 Kim GAYER	VIP CHALLENGE		2L	7	24:04.998	+3:19.093	122.1	7	3:19.989 126.1
29 24 Ben GAYER	VIP CHALLENGE		2L	6	21:34.520	1 Lap	116.9	4	3:32.419 118.7
30 8 Masato UEHARA	EXIGENCE RACING		2L	6	22:13.332	1 Lap	113.5	4	3:31.022 119.5
31 67 Joffrey KOVACIC	VIP CHALLENGE		2L	5	16:50.924	2 Laps	124.7	5	3:13.389 130.4

Pole Position	L. RICHARD	3:05.646	135.8 Kph
Fastest Lap	Lap 6 Laurent RICHARD	2:57.014	142.4 Kph



Published at:

Track Status: **WET**

Stewards:

Timekeeper:

J. Steward n°2385



Mitjet 2L & SuperTourisme SPA RACING FESTIVAL

Race 2

Final Classification by Class

Nr. Drivers	Team	Car	Laps	Total Time	Gap	Kph	Best Lap		
							Lap	Time	Kph
2L									
1 74 V. BLUGEON	GPC		7	21:52.870		134.4	6	3:05.588	135.9
2 6 G. BRUOT	GLF RACING		7	22:07.668	+14.798	132.9	5	3:07.007	134.8
3 81 F. LAVERGNE / D. BOUET	MV2S		7	22:13.191	+20.321	132.4	6	3:06.982	134.8
4 117 N. ISAAKYAN	ARCTIC ENERGY TEAM		7	22:13.431	+20.561	132.4	6	3:06.636	135.1
5 76 L. REVOL	GTJ by GO FAST		7	22:20.233	+27.363	131.7	6	3:08.739	133.6
6 25 B. CHAUDET	TM EVOLUTION		7	22:32.210	+39.340	130.5	6	3:10.459	132.4
7 17 P. JANKAVICIUS / S. EGOROV	ARCTIC ENERGY TEAM		7	22:42.296	+49.426	129.6	7	3:11.314	131.8
8 83 R. FICHAN	GLF RACING		7	22:44.735	+51.865	129.3	6	3:11.943	131.4
9 111 M. MAKAROVSKIY	ARCTIC ENERGY TEAM		7	22:50.845	+57.975	128.8	6	3:11.864	131.4
10 30 P. MOIRET	BEST DRIVE EVENTS		7	22:57.638	+1'04.768	128.1	6	3:13.801	130.1
11 84 F. DE BRABANT	GLF RACING		7	23:05.198	+1'12.328	127.4	7	3:11.446	131.7
12 5 P. DELEFLIE / E. CRIGENT	LIBERTY CAR by GO FAST		7	23:20.886	+1'28.016	126.0	7	3:17.645	127.6
13 10 V. STRELCHENKO	ARCTIC ENERGY TEAM		7	23:30.958	+1'38.088	125.1	7	3:14.499	129.6
14 666 S. LOUARD	MV2S		7	23:34.193	+1'41.323	124.8	6	3:15.621	128.9
15 57 E. CATTEAU	NAUTIC		7	23:35.926	+1'43.056	124.7	7	3:17.374	127.7
16 177 I. MURAVLEV	ARCTIC ENERGY TEAM		7	23:48.729	+1'55.859	123.5	7	3:20.072	126.0
17 9 Y. DUPUIS	MV2S		7	23:50.489	+1'57.619	123.4	6	3:20.067	126.0
18 7 K. GAYER	VIP CHALLENGE		7	24:04.998	+2'12.128	122.1	7	3:19.989	126.1
19 24 B. GAYER	VIP CHALLENGE		6	21:34.520		116.9	4	3:32.419	118.7
20 8 M. UEHARA	EXIGENCE RACING		6	22:13.332		113.5	4	3:31.022	119.5
21 67 J. KOVACIC	VIP CHALLENGE		5	16:50.924		124.7	5	3:13.389	130.4
ST									
1 92 R. BASSO	VIP CHALLENGE		7	20:45.905		141.7	2	2:57.065	142.4
2 23 L. RICHARD	MV2S		7	20:48.199	+2.294	141.4	6	2:57.014	142.4
3 174 R. CARTON / C. BLUGEON	GPC		7	20:53.242	+7.337	140.8	7	2:57.677	141.9
4 46 C. BERLIE	VIP CHALLENGE		7	20:55.751	+9.846	140.6	7	2:58.279	141.4
5 12 A. GUESDON	GENERATION STUNT		7	20:57.531	+11.626	140.4	7	2:57.834	141.8
6 70 N. FERRER	EXIGENCE RACING		7	21:02.580	+16.675	139.8	3	2:59.128	140.8
7 33 E. DUBELLY	NO LIMIT		7	21:28.256	+42.351	137.0	7	3:01.543	138.9
8 71 F. FIGASSOU	GENERATION STUNT		7	21:29.103	+43.198	136.9	7	3:01.363	139.0
9 14 A. MARCHOIS / F. MARCHOIS	MV2S/FAL RACING		7	21:43.546	+57.641	135.4	6	3:04.170	136.9
10 18 T. MALHOMME	NAUTIC SPORT		7	22:27.677	+1'41.772	131.0	7	3:05.065	136.2

Published at:


Track Status: **WET**

Stewards:

Timekeeper:

[Handwritten signatures and scribbles]

[Handwritten signature]



Mitjet 2L & SuperTourisme SPA RACING FESTIVAL

Race 2

Final Classification by Group

Nr. Drivers	Team	Car	Cl	Laps	Total Time	Gap	Kph	Best Lap		
								Lap	Time	Kph
2L AM										
1	74 V. BLUGEON	GPC	2L	7	21:52.870		134.4	6	3:05.588	135.9
2	6 G. BRUOT	GLF RACING	2L	7	22:07.668	+14.798	132.9	5	3:07.007	134.8
3	76 L. REVOL	GTJ by GO FAST	2L	7	22:20.233	+27.363	131.7	6	3:08.739	133.6
4	83 R. FICHAN	GLF RACING	2L	7	22:44.735	+51.865	129.3	6	3:11.943	131.4
5	111 M. MAKAROVSKIY	ARCTIC ENERGY TEAM	2L	7	22:50.845	+57.975	128.8	6	3:11.864	131.4
6	30 P. MOIRET	BEST DRIVE EVENTS	2L	7	22:57.638	+1'04.768	128.1	6	3:13.801	130.1
7	84 F. DE BRABANT	GLF RACING	2L	7	23:05.198	+1'12.328	127.4	7	3:11.446	131.7
8	10 Y. STRELCHENKO	ARCTIC ENERGY TEAM	2L	7	23:30.958	+1'38.088	125.1	7	3:14.499	129.6
9	666 S. LOUARD	MV2S	2L	7	23:34.193	+1'41.323	124.8	6	3:15.621	128.9
10	57 E. CATTEAU	NAUTIC	2L	7	23:35.926	+1'43.056	124.7	7	3:17.374	127.7
11	177 I. MURAVLEV	ARCTIC ENERGY TEAM	2L	7	23:48.729	+1'55.859	123.5	7	3:20.072	126.0
12	9 Y. DUPUIS	MV2S	2L	7	23:50.489	+1'57.619	123.4	6	3:20.067	126.0
13	7 K. GAYER	VIP CHALLENGE	2L	7	24:04.998	+2'12.128	122.1	7	3:19.989	126.1
14	24 B. GAYER	VIP CHALLENGE	2L	6	21:34.520	1 Laps	116.9	4	3:32.419	118.7
15	8 M. UEHARA	EXIGENCE RACING	2L	6	22:13.332	1 Laps	113.5	4	3:31.022	119.5
16	67 J. KOVACIC	VIP CHALLENGE	2L	5	16:50.924	2 Laps	124.7	5	3:13.389	130.4
2L PRO										
1	117 N. ISAAKYAN	ARCTIC ENERGY TEAM	2L	7	22:13.431		132.4	6	3:06.636	135.1
2L PRO/AM										
1	81 F. LAVERGNE / D. BOUET	MV2S	2L	7	22:13.191		132.4	6	3:06.982	134.8
2	25 B. CHAUDET	TM EVOLUTION	2L	7	22:32.210	+19.019	130.5	6	3:10.459	132.4
3	17 P. JANKAVICIUS / S. EGOROV	ARCTIC ENERGY TEAM	2L	7	22:42.296	+29.105	129.6	7	3:11.314	131.8
4	5 P. DELEFLIE / E. CRIGENT	LIBERTY CAR by GO FAST	2L	7	23:20.886	+1'07.695	126.0	7	3:17.645	127.6
ST AM										
1	23 L. RICHARD	MV2S	ST	7	20:48.199		141.4	6	2:57.014	142.4
2	12 A. GUESDON	GENERATION STUNT	ST	7	20:57.531	+9.332	140.4	7	2:57.834	141.8
3	70 N. FERRER	EXIGENCE RACING	ST	7	21:02.580	+14.381	139.8	3	2:59.128	140.8
4	33 E. DUBELLY	NO LIMIT	ST	7	21:28.256	+40.057	137.0	7	3:01.543	138.9
5	71 F. PIGASSOU	GENERATION STUNT	ST	7	21:29.103	+40.904	136.9	7	3:01.363	139.0
6	18 T. MALHOMME	NAUTIC SPORT	ST	7	22:27.677	+1'39.478	131.0	7	3:05.065	136.2
ST PRO										
1	92 R. BASSO	VIP CHALLENGE	ST	7	20:45.905		141.7	2	2:57.065	142.4
2	46 C. BERLIE	VIP CHALLENGE	ST	7	20:55.751	+9.846	140.6	7	2:58.279	141.4
ST PRO/AM										
1	174 R. CARTON / C. BLUGEON	GPC	ST	7	20:53.242		140.8	7	2:57.677	141.9
2	14 A. MARCHOIS / F. MARCHOIS	MV2S/FAL RACING	ST	7	21:43.546	+50.304	135.4	6	3:04.170	136.9

Published at:

Track Status: **WET**



Stewards:

Timekeeper:

*J. J. ...
vic 2385*

[Handwritten signature]

[Handwritten signature]



Mitjet 2L & SuperTourisme SPA RACING FESTIVAL

Race 2

Final Classification

Nr. Driver	Team	Car	Cl	Time	Lap Total	Gap	Kph
1 23 L. RICHARD	MV2S		ST	2:57.014	6 7	- -	142.4
2 92 R. BASSO	VIP CHALLENGE		ST	2:57.065	2 7	+0.051 +0.051	142.4
3 174 R. CARTON / C. BLUGEON	GPC		ST	2:57.677	7 7	+0.663 +0.612	141.9
4 12 A. GUESDON	GENERATION STUNT		ST	2:57.834	7 7	+0.820 +0.157	141.8
5 46 C. BERLIE	VIP CHALLENGE		ST	2:58.279	7 7	+1.265 +0.445	141.4
6 70 N. FERRER	EXIGENCE RACING		ST	2:59.128	3 7	+2.114 +0.849	140.8
7 71 F. PIGASSOU	GENERATION STUNT		ST	3:01.363	7 7	+4.349 +2.235	139.0
8 33 E. DUBELLY	NO LIMIT		ST	3:01.543	7 7	+4.529 +0.180	138.9
9 14 A. MARCHOIS / F. MARCHOIS	MV2S/FAL RACING		ST	3:04.170	6 7	+7.156 +2.627	136.9
10 18 T. MALHOMME	NAUTIC SPORT		ST	3:05.065	7 7	+8.051 +0.895	136.2
11 74 Y. BLUGEON	GPC		2L	3:05.588	6 7	+8.574 +0.523	135.9
12 117 N. ISAAKYAN	ARCTIC ENERGY TEAM		2L	3:06.636	6 7	+9.622 +1.048	135.1
13 81 F. LAVERGNE / D. BOUET	MV2S		2L	3:06.982	6 7	+9.968 +0.346	134.8
14 6 G. BRUOT	GLF RACING		2L	3:07.007	5 7	+9.993 +0.025	134.8
15 76 L. REVOL	GTJ by GO FAST		2L	3:08.739	6 7	+11.725 +1.732	133.6
16 25 B. CHAUDET	TM EVOLUTION		2L	3:10.459	6 7	+13.445 +1.720	132.4
17 17 P. JANKAVICIUS / S. EGOROV	ARCTIC ENERGY TEAM		2L	3:11.314	7 7	+14.300 +0.855	131.8
18 84 F. DE BRABANT	GLF RACING		2L	3:11.446	7 7	+14.432 +0.132	131.7
19 111 M. MAKAROVSKIY	ARCTIC ENERGY TEAM		2L	3:11.864	6 7	+14.850 +0.418	131.4
20 83 R. FICHAN	GLF RACING		2L	3:11.943	6 7	+14.929 +0.079	131.4
21 67 J. KOVACIC	VIP CHALLENGE		2L	3:13.389	5 5	+16.375 +1.446	130.4
22 30 P. MOIRET	BEST DRIVE EVENTS		2L	3:13.801	6 7	+16.787 +0.412	130.1
23 10 V. STRELCHENKO	ARCTIC ENERGY TEAM		2L	3:14.499	7 7	+17.485 +0.698	129.6
24 666 S. LOUARD	MV2S		2L	3:15.621	6 7	+18.607 +1.122	128.9
25 57 E. CATTEAU	NAUTIC		2L	3:17.374	7 7	+20.360 +1.753	127.7
26 5 P. DELEFLIE / E. CRIGENT	LIBERTY CAR by GO FAST		2L	3:17.645	7 7	+20.631 +0.271	127.6
27 7 K. GAYER	VIP CHALLENGE		2L	3:19.989	7 7	+22.975 +2.344	126.1
28 9 Y. DUPUIS	MV2S		2L	3:20.067	6 7	+23.053 +0.078	126.0
29 177 I. MURAVLEV	ARCTIC ENERGY TEAM		2L	3:20.072	7 7	+23.058 +0.005	126.0
30 8 M. UEHARA	EXIGENCE RACING		2L	3:31.022	4 6	+34.008 +10.950	119.5
31 24 B. GAYER	VIP CHALLENGE		2L	3:32.419	4 6	+35.405 +1.397	118.7

Fastest Lap Lap 6 Laurent RICHARD 2:57.014 142.4 Kph

Published at:

Track Status: **WET**

Stewards:	Timekeeper:
-----------	-------------